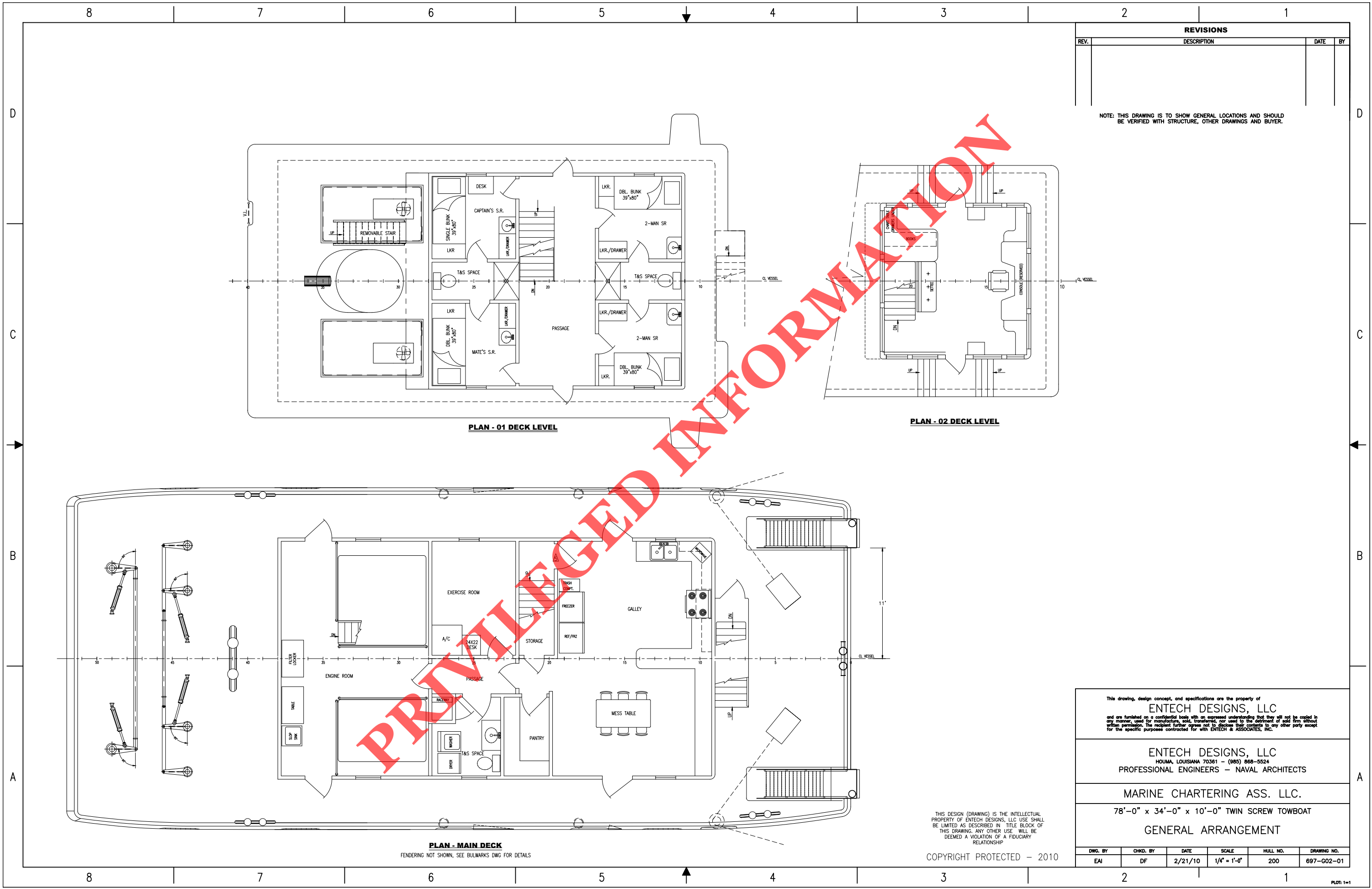


| REVISIONS |             |      |    |
|-----------|-------------|------|----|
| REV.      | DESCRIPTION | DATE | BY |
|           |             |      |    |

**OUTBOARD PROFILE**

THIS DESIGN (DRAWING) IS THE INTELLECTUAL PROPERTY OF ENTECH DESIGNS, LLC. USE SHALL BE LIMITED AS DESCRIBED IN TITLE BLOCK OF THIS DRAWING. ANY OTHER USE WILL BE DEEMED A VIOLATION OF A FIDUCIARY RELATIONSHIP.

|   |          |         |              |          |             |
|---|----------|---------|--------------|----------|-------------|
| <p>This drawing, design concept, and specifications are the property of<br/> <b>ENTECH DESIGNS, LLC</b><br/> <small>and are furnished on a confidential basis with an expressed understanding that they will not be copied in any manner, used for manufacture, sold, transferred, nor used to the detriment of said firm without written permission. The recipient further agrees not to disclose their contents to any other party except for the specific purposes contracted for with ENTECH &amp; ASSOCIATES, INC.</small></p> |          |         |              |          |             |
| <p><b>ENTECH DESIGNS, LLC</b><br/>         HOUMA, LOUISIANA 70361 - (985) 868-5524<br/>         PROFESSIONAL ENGINEERS - NAVAL ARCHITECTS</p>   |          |         |              |          |             |
| <p>MARINE CHARTERING ASS. LLC.</p>  |          |         |              |          |             |
| <p>78'-0" x 34'-0" x 10'-0" TWIN SCREW TOWBOAT</p>  |          |         |              |          |             |
| <p><b>OUTBOARD PROFILE</b></p>  |          |         |              |          |             |
| DWG. BY   | CHKD. BY | DATE    | SCALE        | HULL NO. | DRAWING NO. |
| KJ  | EAI      | 9/14/09 | 1/4" = 1'-0" | 200      | 697-G01-01  |



| REVISIONS |             |      |    |
|-----------|-------------|------|----|
| REV.      | DESCRIPTION | DATE | BY |
|           |             |      |    |

NOTE: THIS DRAWING IS TO SHOW GENERAL LOCATIONS AND SHOULD BE VERIFIED WITH STRUCTURE, OTHER DRAWINGS AND BUYER.

**PLAN - 01 DECK LEVEL**

**PLAN - 02 DECK LEVEL**

**PLAN - MAIN DECK**

FENDERING NOT SHOWN, SEE BULKWARKS DWG FOR DETAILS

THIS DESIGN (DRAWING) IS THE INTELLECTUAL PROPERTY OF ENTECH DESIGNS, LLC. USE SHALL BE LIMITED AS DESCRIBED IN TITLE BLOCK OF THIS DRAWING. ANY OTHER USE WILL BE DEEMED A VIOLATION OF A FIDUCIARY RELATIONSHIP.

COPYRIGHT PROTECTED - 2010

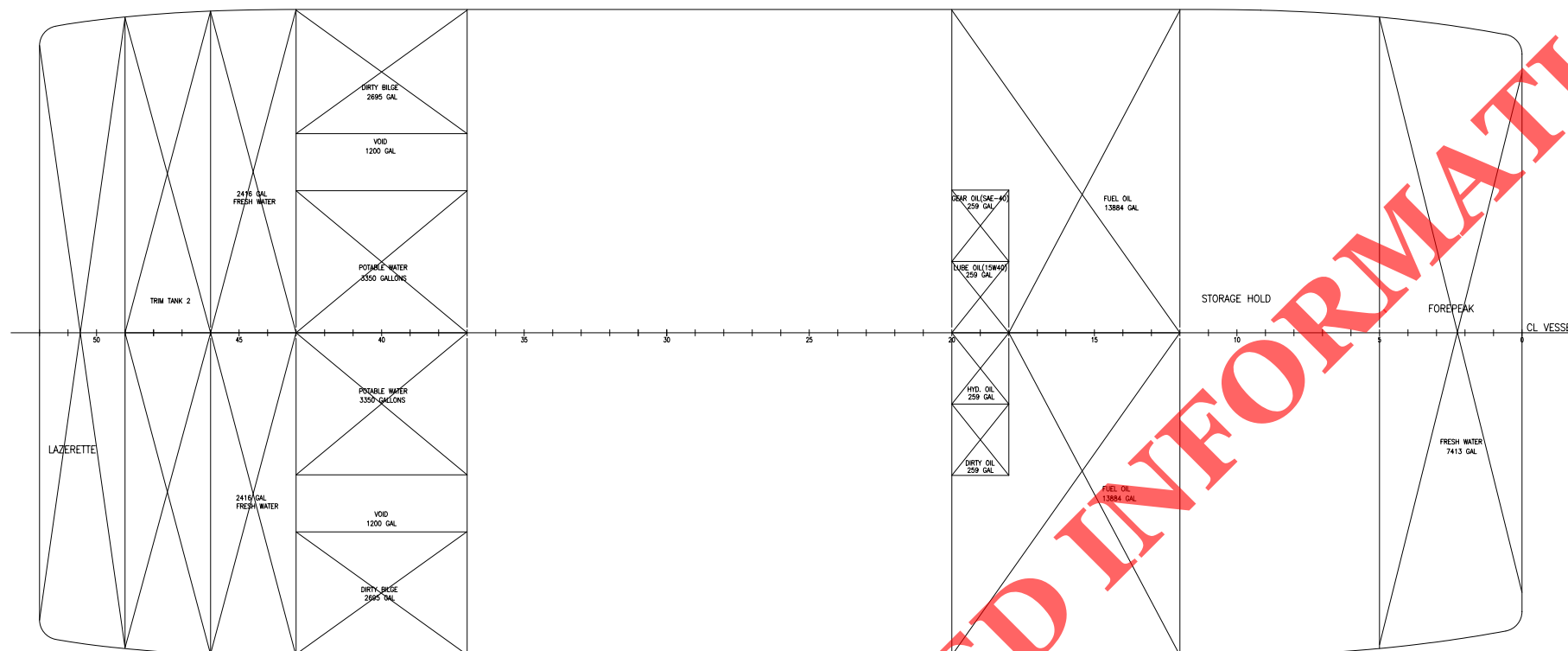
This drawing, design concept, and specifications are the property of  
**ENTECH DESIGNS, LLC**  
 and are furnished on a confidential basis with an expressed understanding that they will not be copied in any manner, used for manufacture, sold, transferred, nor used to the detriment of said firm without written permission. The recipient further agrees not to disclose their contents to any other party except for the specific purposes contracted for with ENTECH & ASSOCIATES, INC.

**ENTECH DESIGNS, LLC**  
 HOUMA, LOUISIANA 70361 - (985) 868-5524  
 PROFESSIONAL ENGINEERS - NAVAL ARCHITECTS

**MARINE CHARTERING ASS. LLC.**  
 78'-0" x 34'-0" x 10'-0" TWIN SCREW TOWBOAT  
**GENERAL ARRANGEMENT**

| DWG. BY | CHWD. BY | DATE    | SCALE        | HULL NO. | DRAWING NO. |
|---------|----------|---------|--------------|----------|-------------|
| EAI     | DF       | 2/21/10 | 1/4" = 1'-0" | 200      | 697-002-01  |

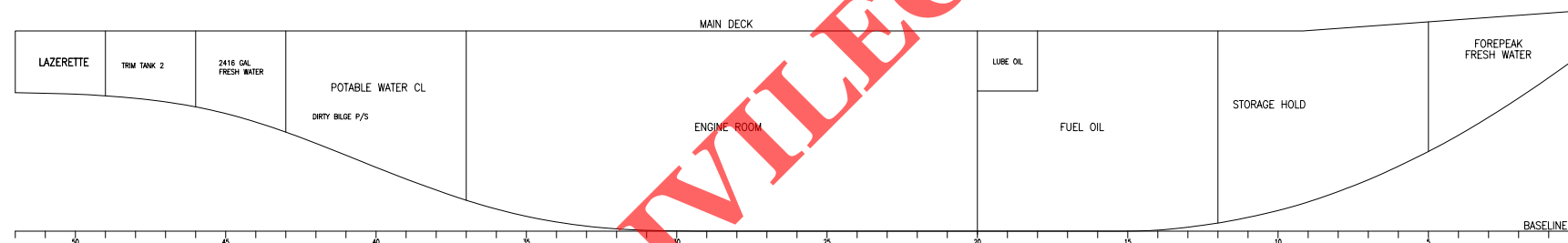
| REVISIONS |   |          |     |
|-----------|---|----------|-----|
| REV.      | DESCRIPTION                                     | DATE     | BY  |
| 1.        | SWITCHED HYD. & GEAR OIL TO MATCH HOPE SERVICES | 11/20/12 | DF  |
| 2.        | REVISED HULL # & DATE                           | 2/12/14  | DF  |
| 3.        | REVISED WASH WATER TANKS TO FRESH WATER         | 10/23/14 | NHB |



PLAN

FULLY LOADED  
 BOW DRAFT = 8'-2 1/2"  
 STERN DRAFT = 8'-2 1/2"  
 TRIM = 0"

20% FUEL AND FRESH WATER  
 BOW DRAFT = 6'-5"  
 STERN DRAFT = 7'-4"  
 TRIM = 11" AFT



PROFILE

PRIVILEGED INFORMATION

THIS DESIGN (DRAWING) IS THE INTELLECTUAL PROPERTY OF ENTECH DESIGNS, LLC. USE SHALL BE LIMITED AS DESCRIBED IN TITLE BLOCK OF THIS DRAWING. ANY OTHER USE WILL BE DEEMED A VIOLATION OF A FIDUCIARY RELATIONSHIP.

COPYRIGHT PROTECTED-2010

|  |          |         |              |          |             |
|--|----------|---------|--------------|----------|-------------|
| This drawing, design concept, and specifications are the property of<br><b>ENTECH DESIGNS, LLC</b><br><small>and are furnished on a confidential basis with an expressed understanding that they will not be copied in any manner, used for manufacture, sold, transferred, nor used to the detriment of said firm without written permission. The recipient further agrees not to disclose their contents to any other party except for the specific purposes contracted for with ENTECH &amp; ASSOCIATES, INC.</small> |          |         |              |          |             |
| <b>ENTECH DESIGNS, LLC</b><br><small>HOUMA, LOUISIANA 70361 - (985) 868-5524</small><br>PROFESSIONAL ENGINEERS - NAVAL ARCHITECTS  |          |         |              |          |             |
| MARINE CHARTERING ASS. LLC.<br>78'-0" x 34'-0" x 10'-0" TWIN SCREW TOWBOAT<br><b>TANK ARRANGEMENT</b>  |          |         |              |          |             |
| DWG. BY  | CHKD. BY | DATE    | SCALE        | HULL NO. | DRAWING NO. |
| KJ   | KJ       | 3/18/10 | 1/4" = 1'-0" | 200      | 697-G03-01  |