

PRIVILEGED INFORMATION

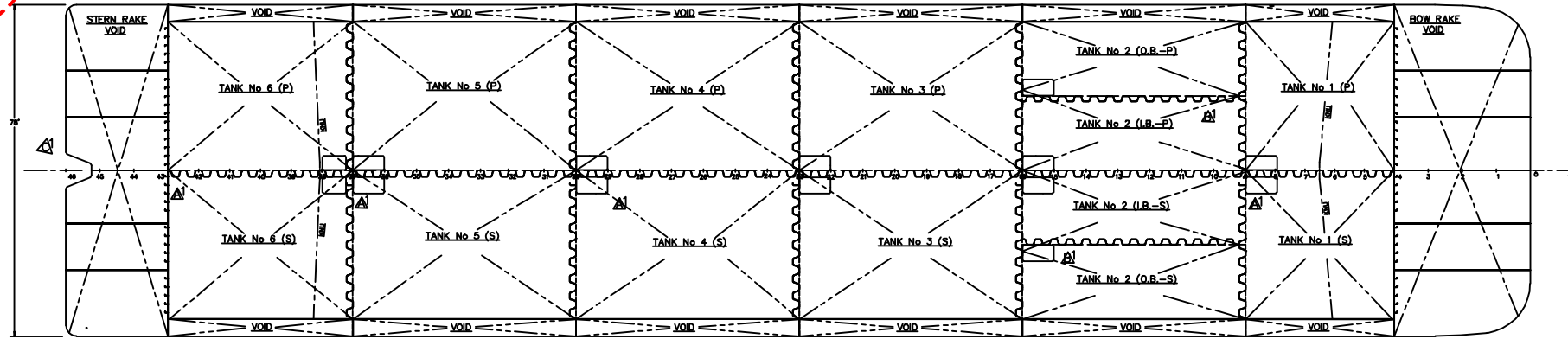
PRELIMINARY 7-22-08

4

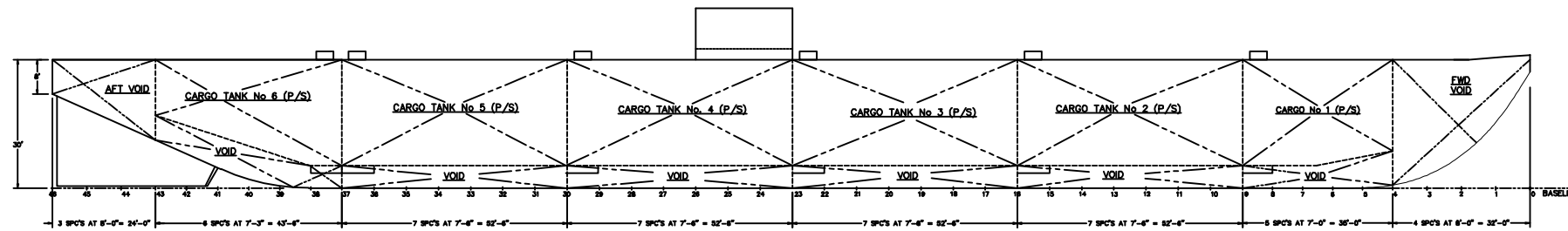
3

2

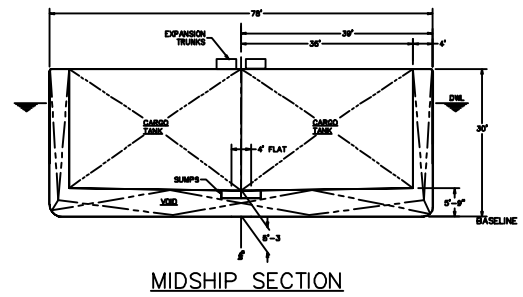
1



HOLD PLAN



INBOARD PROFILE



MIDSHIP SECTION

CARGO TANK CAPACITY										
TANK NO.	100% VOLUME BBLs	100% VOLUME CU. FT.	DESIGN HEIGHT IN.	DESIGN LENGTH IN.	DESIGN WIDTH IN.	DESIGN AREA SQ. IN.	DESIGN VOLUME CU. FT.	DESIGN VOLUME BBLs	DESIGN VOLUME CU. FT.	DESIGN VOLUME BBLs
1STBD	6,282.8	28,365	24.300	4,588.1	29.363	0.385	152.14"	4,208.3	0.385	0.385
1PORT	6,292.2	28,401	24.300	4,588.1	29,144	0.385	152.14"	5,210.6	0.385	0.385
2STBD	4,284.2	22,219	24.300	4,002.2	22,440	0.385	152.31"	3,050.0	0.385	0.385
2PORT	3,882.6	20,051	24.300	3,694.2	20,110	0.384	152.78"	3,465.4	0.385	0.385
3PORT	3,000.6	22,349	24.300	3,316.2	21,998	0.384	152.78"	3,100.7	0.385	0.385
3STBD	4,285.8	22,823	24.300	4,002.2	22,417	0.385	152.31"	3,050.0	0.385	0.385
4PORT	1,127.7	43,215	24.300	7,598.2	42,614	0.385	152.31"	1,221.0	0.385	0.385
4STBD	1,027.9	46,129	24.300	7,516.1	44,430	0.385	152.31"	1,236.4	0.385	0.385
5PORT	1,127.7	43,215	24.300	7,598.2	42,614	0.385	152.31"	1,221.0	0.385	0.385
5STBD	1,027.9	46,129	24.300	7,516.1	44,430	0.385	152.31"	1,236.4	0.385	0.385
6PORT	1,127.7	43,215	24.300	7,598.2	42,614	0.385	152.31"	1,221.0	0.385	0.385
6STBD	1,027.9	46,129	24.300	7,516.1	44,430	0.385	152.31"	1,236.4	0.385	0.385
7PORT	6,276.1	28,124	24.300	4,587.2	29,201	0.385	152.14"	4,212.3	0.385	0.385
7STBD	5,200.9	24,755	24.300	3,896.1	26,190	0.383	150"	5,224.0	0.385	0.385
TOTAL	63,551.4	459,300		112,399.3	653,507			79,487.4		

* VOLUMES ARE BARRELS = 42 U. S. GALLONS
 * 100% VOLUME = MOLDED VOLUME x $\mu = .98$
 * CAPACITY = VOLUME AT "HIGH LEVEL ALARM" SET POINT AS SHOWN WHICH IS THE MAXIMUM ALLOWED VOLUME BY U. S. COAST GUARD REGULATIONS (46 CFR 39.30-1 (a))

MISCELLANEOUS TANKS
 DIESEL F. O. SERVICE STBD = 4,900 GAL.
 DIESEL F. O. SERVICE PORT = 4,900 GAL.
 TOTAL = 9,800 GAL.

REV	ITEM	DATE	DESCRIPTION
A	1	6-4-07	MOVED BHDS & SUMPS, RENUMBERED BHDS.
B	1	7-18-07	MOVED BHDS & SUMPS TO TANK 2.
C	1	12-20-07	ADDED PUSH NOTCH
D	1	7-22-08	ADDED TABLE WITH NOTES.

ZIDELL MARINE CORPORATION
 3121 S.W. MOODY PORTLAND, OREGON

NEITHER THESE DRAWINGS NOR ANY PART OR PORTION, MAY BE REPRODUCED, COPIED OR OTHERWISE APPROPRIATED WITHOUT THE EXPRESS WRITTEN CONSENT OF ZIDELL EXPLORATIONS, INC. OR ZIDELL, INC. THESE DRAWINGS AND THE DESIGN AND DETAILS HEREIN EXPECTED ARE, AND SHALL REMAIN, THE SOLE AND EXCLUSIVE PROPERTY OF ZIDELL EXPLORATIONS, INC. ANY UNAUTHORIZED USAGE OR EMPLOYMENT HEREOF MAY RESULT IN LEGAL ACTION UNDERTAKEN IN ACCORDANCE WITH 17 U.S.C. 101.

Quality Services 344-6' X 78' X 30' 80,000 BBL DBL SKIN BARGE
 DBL HOLD ARRANGEMENT
 Proj # 5022 Scale 1/16" = 12' Rec D
 Project No. 676 Date 11-08-06 Sheet
 Drawn By J.C. MCKERNAN C.M. & W.L. 1-B

4

3

2

1